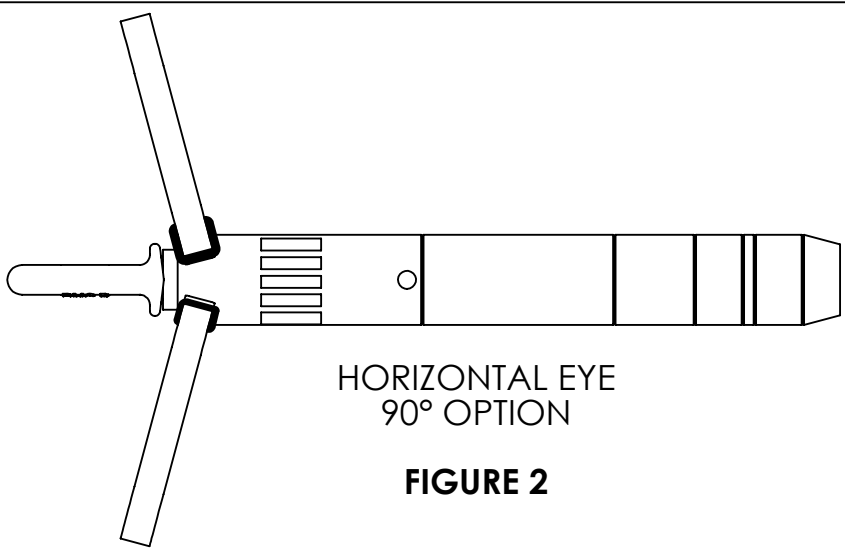


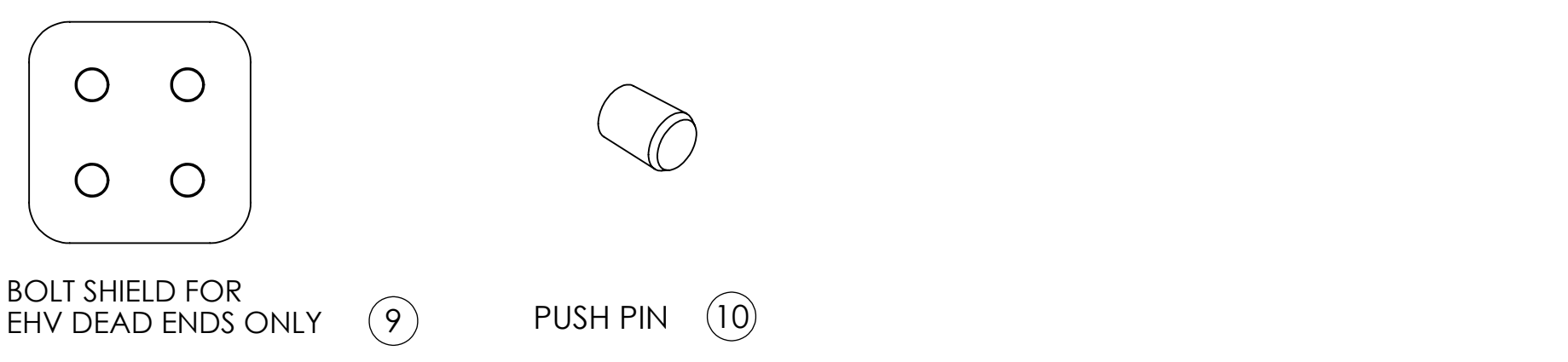
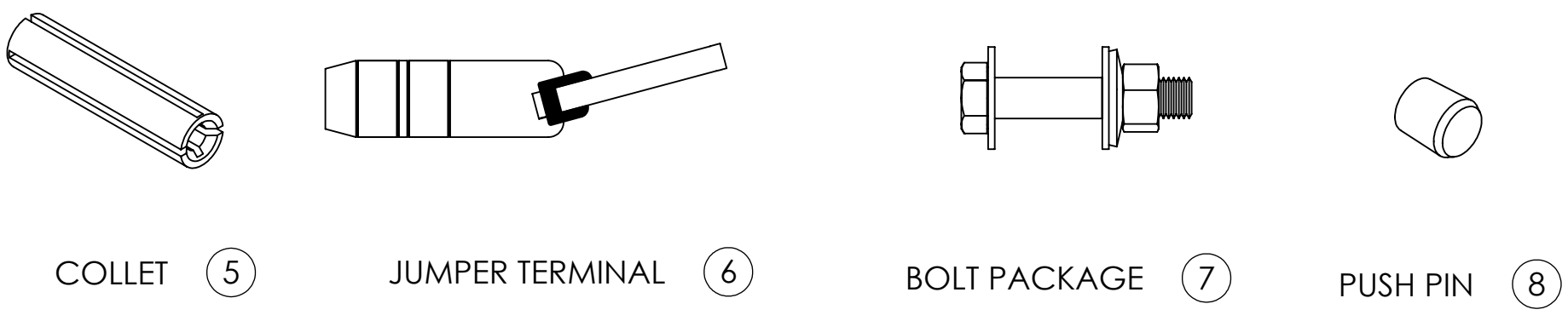
VERTICAL EYE STANDARD

FIGURE 1



HORIZONTAL EYE 90° OPTION

FIGURE 2



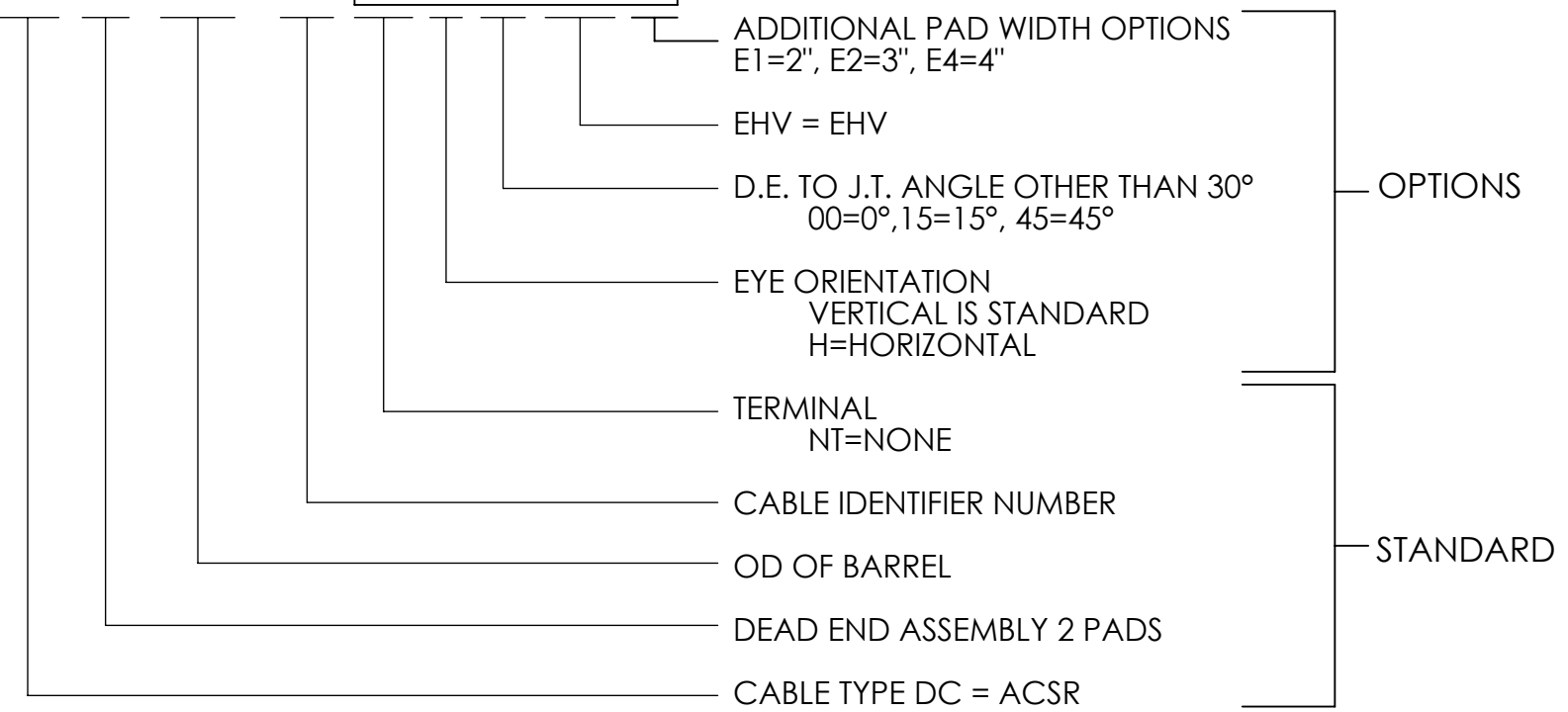
THIS DRAWING AND THE INFORMATION CONTAINED HEREIN ARE THE PROPERTY OF DMCPOWER AND SHALL NOT BE COPIED, REPRODUCED OR DISCLOSED WITHOUT EXPRESS AUTHORIZATION BY DMCPOWER.

TABLE: AVAILABLE OPTIONS

ASSEMBLY PART NUMBER	ØF	L	T	ØC	W	BOLT HOLES
DC97-150-02	1.50	13.40	.625	.44	2.00	2
DC97-150-04	1.50	13.40	.625	.44	2.00	2
DC97-150-16	1.50	13.80	.625	.44	2.00	2
DC97-175-22	1.75	17.65	.625	.62	2.00	2
DC97-175-22-E3	1.75	17.65	.625	.62	4.00	4
DC97-188-40	1.88	18.65	.625	.62	3.00	4
DC97-200-50	2.00	21.70	.750	.78	3.00	4
DC97-200-56	2.00	21.70	.750	.78	3.00	4
DC97-200-56-EHV	2.00	21.70	.750	.78	3.00	4
DC97-225-58	2.25	21.45	.750	.78	3.00	4
DC97-225-66	2.25	22.45	.750	.78	3.00	4
DC97-225-68	2.25	22.45	.750	.78	3.00	4
DC97-225-76	2.25	25.95	.750	.78	3.00	4
DC97-275-78	2.75	28.05	1.000	1.00	4.00	4
DC97-275-82	2.75	28.05	1.000	1.00	4.00	4

EXAMPLE OF IDENTIFICATION:

DC 97 - XXX - XX - XX X XX XXX XX



THIS DRAWING AND THE INFORMATION CONTAINED HEREIN ARE THE PROPERTY OF DMCPOWER AND SHALL NOT BE COPIED, REPRODUCED OR DISCLOSED WITHOUT EXPRESS AUTHORIZATION BY DMCPOWER.